

Luxury
you can afford



About us

BASLUX is the innovative and rapidly expanding Polish company which since its start in 1996 has grown to a huge number of happy customers.


With many years of experience we have become the unquestionable leader on the market in producing premium quality pools. The driving force of our success is passion that can only be measured by clients' satisfaction.

BASLUX offers the widest range of pool shapes and sizes. Only **BASLUX** offers over 40 unique models in as many as 7 different colors including colors with sparkling 3D effects. Thanks to broad variety of available products even the most demanding customers are able to find tailored pools perfectly matching their design preferences and use cases.

Continuous skill development, knowledge and hard work have resulted in our fast expansion to other countries. Currently we are the top pool manufacturer in Europe with about 1000 pieces produced annually, 99% of which being exported to more than 20 different countries.

Every **BASLUX** pool will captivate with its beauty and simplicity. Usage of high quality materials and our attention to details will guarantee a sense of comfort, harmony and luxury.





BASLUX pools are made of high quality resin, fiber glass and a special-purpose pool gel coat. Its durability allows customers to install it outside as well as inside the building. This coat has a high level of resistance to UV radiation, chemicals and high temperatures. It's the most important layer of the product that constitutes the quality of the pool.

The additional protection of the gel coat is a special vinyl ester barrier coat. It creates durable antiosmosis layer on the pool preventing the surface from micro damages. The use of high quality materials and process of tempering ensures that the end product meets the highest standards.

Checking the strength of the pool under the pressure of water is the last stage of the gel coat production check. Purchasing **BASLUX** pool you are sure that you get the PREMIUM quality pool.

Our company also uses a special strengthening layer at the bottom of a pool called 'honeycomb'.

Each pool is firmly fastened with a metal ring and additionally insulated with 2 cm polyurethane foam.

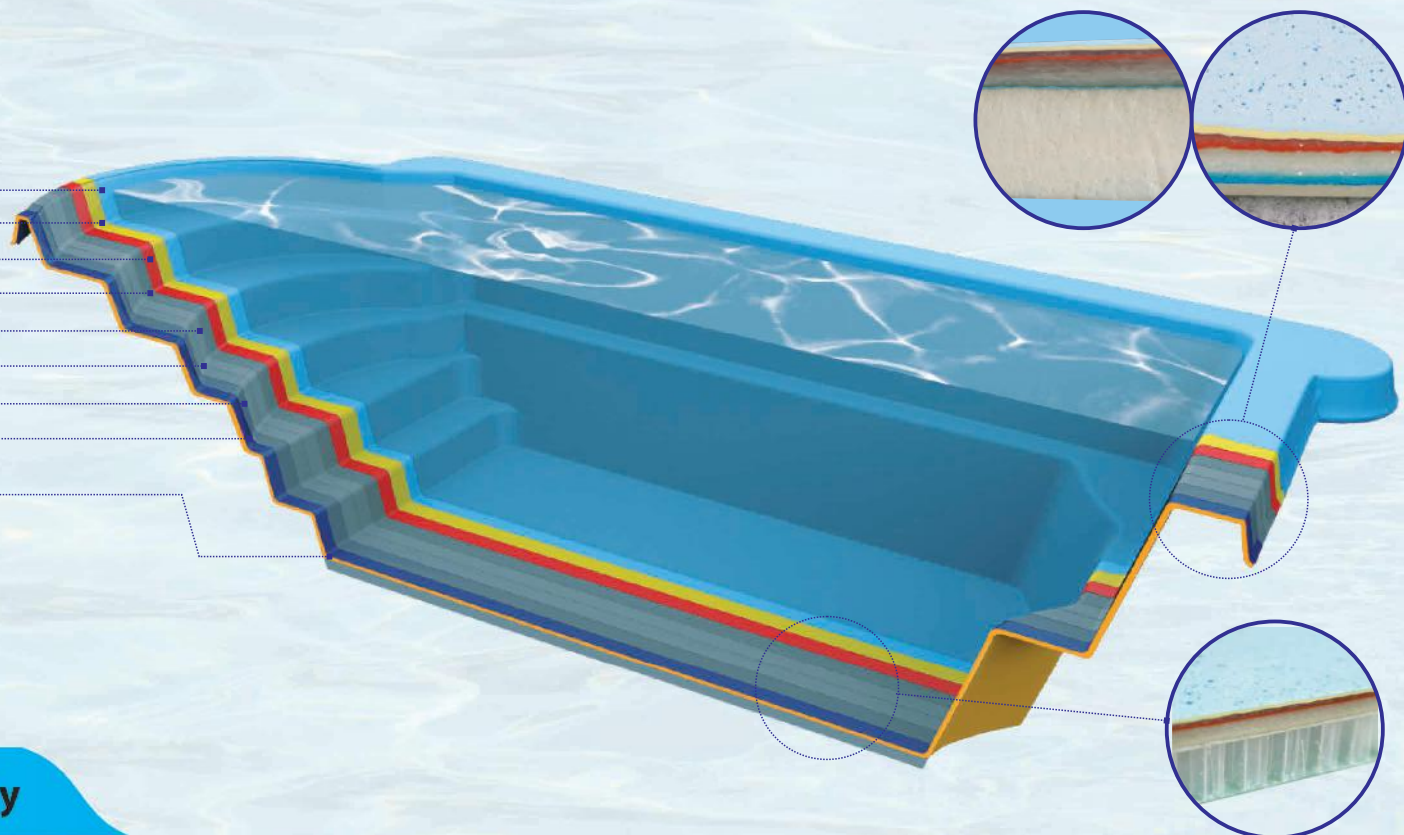
By choosing **BASLUX** pools you get a guarantee to purchase the highest quality swimming pool confirmed by the world-known certification body TÜV RHEINLAND.






Layers composition

- 1 Gel coat resistant to UV radiation and chemicals
- 2 Vinylester Barrier coat
- 3 Vinylester Skin coat
- 4 Vinylester resin + glass fibre mat
- 5 Vinylester resin + triple layer of glass fibre mat
- 6 Woven roving
- 7 Polyester resin + triple layer of glass fibre mat
- 8 Top coat
- 9.1 Honeycomb – bottom of the pool
- 9.2 Polyurethane foam 2 cm



Reinforcements for extra durability

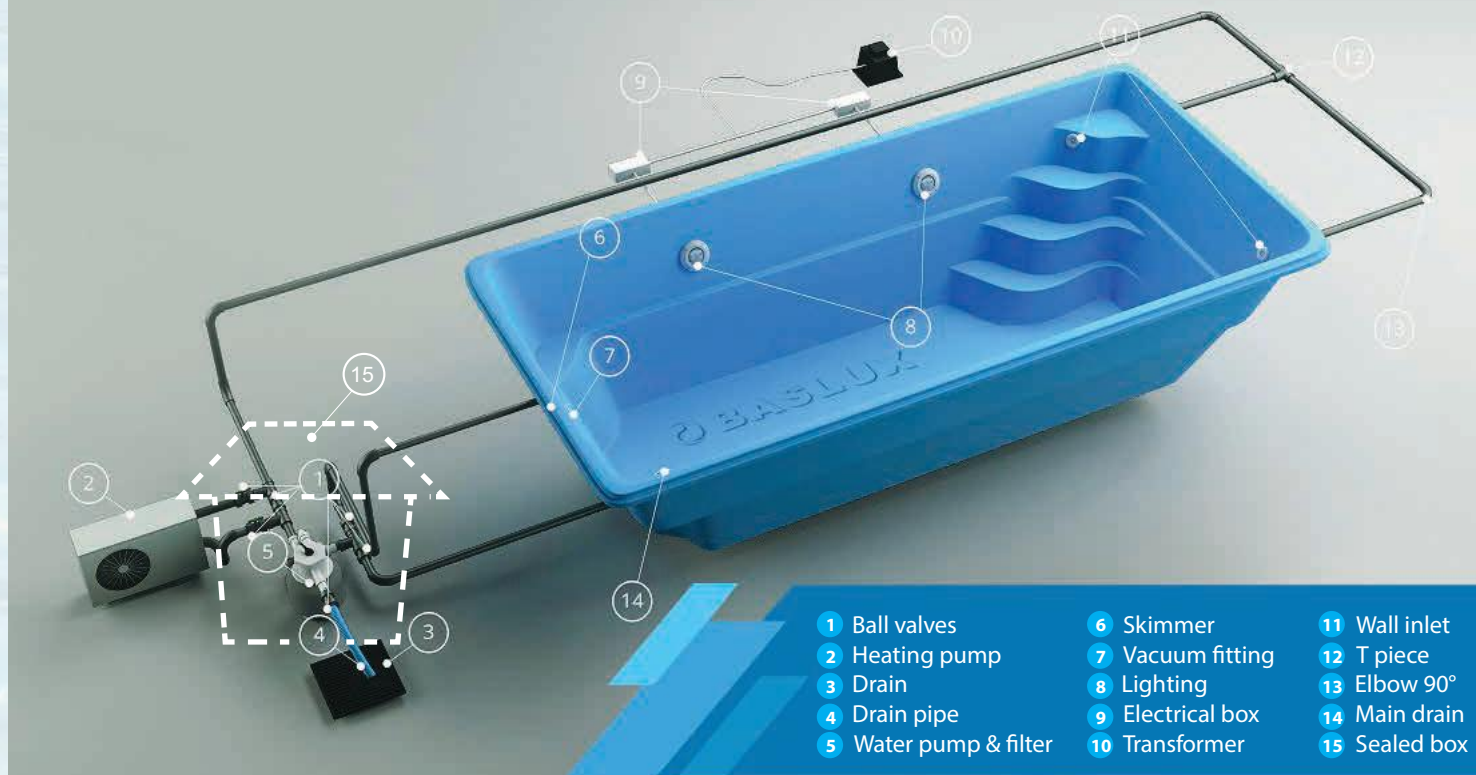


Advanced filtration system

In our wide offer you will find special sealed boxes for the filtration kit.

A great solution for storing the whole filtration system responsible for the proper pool functioning.

Installing the box gives you numerous benefits: it is soundproof, easy to install, and takes less space than any other container.



- 1 Ball valves
- 2 Heating pump
- 3 Drain
- 4 Drain pipe
- 5 Water pump & filter
- 6 Skimmer
- 7 Vacuum fitting
- 8 Lighting
- 9 Electrical box
- 10 Transformer
- 11 Wall inlet
- 12 T piece
- 13 Elbow 90°
- 14 Main drain
- 15 Sealed box



	Internal dimensions, m	External dimensions, m
Small	0.90 x 0.90 x 1.00	1.10 x 1.10 x 1.00
Medium	1.50 x 1.00 x 1.00	1.70 x 1.20 x 1.00
Large	1.70 x 1.20 x 1.00	1.90 x 1.40 x 1.00



Manual pool installation

Due to the uncomplicated, quick and easy way of embedding, BASLUX pools can be self-assembled. Below you will find some tips on how to install the pool shell.

STEP I: In the chosen area for the swimming pool, on the basis of a technical drawing, you should dig a hole with dimensions slightly larger than the dimensions of the bottom basin (about 20–30 cm larger on each side). Please note that the hole should be slightly narrower downwards.

IMPORTANT! In the case of wetlands or groundwater, a drainage ring is required. At this stage you should also think about the closed box/space for the filtration set (and other equipment). It is recommended that the filtration box should be as close to the pool as possible (min. 50 cm) to avoid water pressure and heat loss. It is advisable that the filtration kit to be mounted below the skimmer level (in that case the filter pump is spilled automatically).

STEP II: At the bottom of the dug pit, make a concrete floor (B20 class concrete) with a thickness of 15–20 cm (depending on the size of the pool and the quality of the substrate) with a levelled bottom. To protect against settling or moving the ground, the concrete slab is reinforced with a steel bar, ribbed \varnothing 8–10 mm. The floor should have a smooth surface. If there are still slight uneven areas, a layer of styrodur should be placed, not thicker than 5 cm.

STEP III: Put the pool shell in the prepared concrete floor. After setting the pool on the concrete floor, check the levels. When you are sure that the pool has been set evenly, move to the next step.

STEP IV: Before filling the pool with water, cut the holes (if they are not cut yet), and then install the pool equipment in the wall of the pool.

STEP V: In a equipment box or similar space, install a filtration kit and connect the piping to the pool.

NOTE: The box in which the filter set is located must be water-tight. Do not allow the equipment to be soaked with water.

STEP VI: Pour about 20 cm of water into the pool and check again if the pool is evenly set.

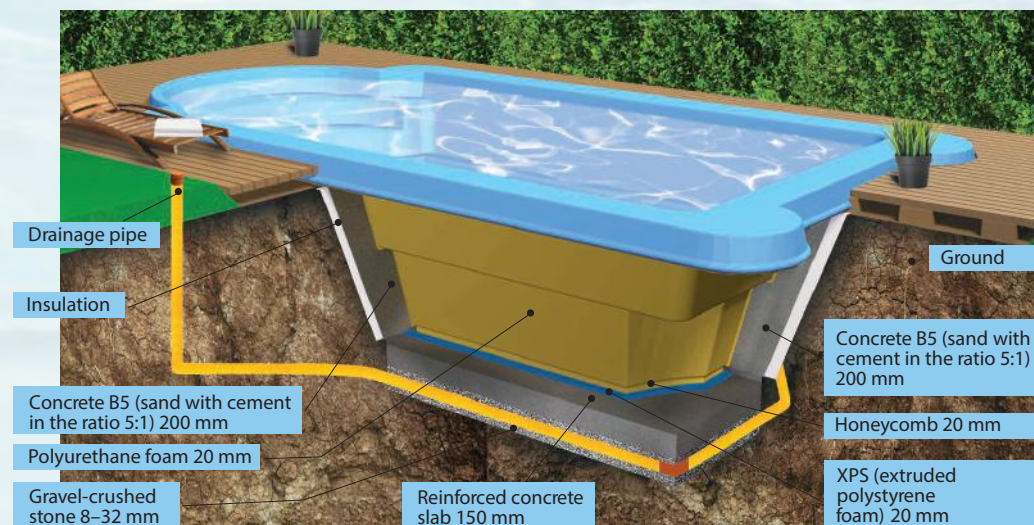
STEP VII: Cover the sides of the pool with a dry cement B5 and sand mortar in a ratio of 1:5 up to leveling the water and mortar levels. Sprinkle the mortar with water to match the shape of the pool.

STEP VIII: Repeat steps VI and VII until the pool is completely filled with water.

ATTENTION! When filling the pool with water, check that there is no water leaking from the gaskets of the installed devices in the pool wall and the equipment box.

ATTENTION! An empty pool can be lifted by ground water, so it should be covered with a mixture of sand and cement, and in the winter only partially drained.

DO NOT fill the pool with water if it is not covered without sprinkling, because the pressure exerts water on its walls can cause the construction to burst!!!





SWIM COMFORT



MAXI SPA



FULL RELAX



AQUA RELAX



AQUA FIT



RODOS



AGOS



RIVIERA



BALI



MAJORKA XL **NEW**



MAJORKA **NEW**



BORA BORA



SYCYLIA



SKIATOS XL



SKIATOS II



SKIATOS



ZANZIBAR



MINORKA



SAMOS / FLORYDA



MALTA



JAMAJKA



SARDYNIA



MADAGASKAR



CYPR



BARBADOS



JAWA



KING



BORNEO



HAITI



KRETA



MYKONOS



KUBA



ITAKA



KORSYKA



TENERYFA



EGINA

Elegant and charming

p.23



FIJI **NEW**



MIAMI ALL IN ONE **NEW**



TINOS

Modern Shape

p.25



KOS



DOMINIKANA



SANTORYNA



IKARIA



KALAMOS



KAPRI

Roman style

p.27



IBIZA II



DELOS

Designed with inspiration


p.29



SWIM COMFORT



OKINAWA



POLUŠ



FILUŠ I



FILUŠ II



Plenty of time to relax thanks to the design of the pool...

The side, non-slip steps provide comfort and safety - ideal for the elderly.
In addition, the side steps do not take up space for swimming.

These are great models for those who like to relax in the water - there is a special sofa on the side, on which you can lie in a comfortable position while being immersed in the water.



SWIM COMFORT

Length: 8.80 m
Width: 3.50 m
Height: 1.50 m



MAXI SPA

Length: 8.00 m
Width: 3.50 m
Height: 1.50 m



FULL RELAX

Length: 7.50 m
Width: 3.10 m
Height: 1.50 m



AQUA RELAX

Length: 7.00 m
Width: 3.50 m
Height: 1.50 m



AQUA FIT

Length: 6.30 m
Width: 3.10 m
Height: 1.50 m



RODOS

Length: 8.00 m
Width: 3.70 m
Height: 1.55 m



AGOS

Length: 4.50 m
Width: 2.50 m
Height: 1.20 m



Best choice for people who value classic shapes and elegance!

All models in this group are medium size and the advantage is the fact that they have stairs on both ends of the pool. They are definitely easier to arrange in the landscape. Additionally, in each corner, we designed a step to sit and relax.

We highly recommend to install at least one pool light. It will definitely add a WOW factor to the swimming experience.



RIVIERA

Length: 7.50 m
Width: 3.15 m
Height: 1.50 m



BALI

Length: 6.30 m
Width: 3.15 m
Height: 1.50 m



MAJORKA XL NEW

Length: 8.40 m
Width: 3.60 m
Height: 1.50 m



MAJORKA NEW

Length: 8.00 m
Width: 3.20m
Height: 1.50 m





Get the most out of spending the time in your private pool designed especially for your leisure!

All pool models have been created as an answer to our customers' most frequent questions and specific requirements. You can now enjoy the best pool solutions available on the market!

One of the examples would be our anti slippery side stairs that allow you to use the whole length of the pool for swimming. Additionally, you can use three corners of the pool either for sitting or for installing the massage jets. From now on, spending time in the pool will become the favourite pastime of your family and friends.



BORA BORA

Length: 10.00 m
Width: 3.75 m
Height: 1.50 m



SYCYLIA

Length: 8.00 m
Width: 3.75 m
Height: 1.50 m



SKIATOS XL

Length: 8.00 m
Width: 3.20 m
Height: 1.50 m



SKIATOS II

Length: 7.00 m
Width: 3.22 m
Height: 1.50 m



SKIATOS

Length: 7.00 m
Width: 3.22 m
Height: 1.50 m



ZANZIBAR

Length: 7.00 m
Width: 3.10 m
Height: 1.35 m



MINORKA

Length: 6.30 m
Width: 3.10 m
Height: 1.50 m



SAMOS

Length: 6.00 m
Width: 3.10 m
Height: 1.35 m



FLORYDA

Length: 5.00 m
Width: 2.80 m
Height: 1.35 m



More space for swimming in geometrically -shaped pools!

Thanks to the side stairs there is more room for spending active time in the pool.

Additional equipment such as the counter current allows you to enjoy swimming in the spot.

As a result, you will get the distinct impression of swimming in much bigger pool.

This line is all about pools of rectangular shape. If you value geometric shapes and aesthetic minimalism you are bound to find something for yourself.

The best solutions for those who enjoy water sport but have limited space in their garden.



MALTA

Length: 7.60 m
Width: 3.00 m
Height: 1.50 m



JAMAJKA

Length: 7.00 m
Width: 3.10 m
Height: 1.50 m



SARDYNIA

Length: 6.50 m
Width: 3.00 m
Height: 1.50 m



MADAGASKAR

Length: 6.00 m
Width: 3.10 m
Height: 1.50 m



CYPR

Length: 5.40 m
Width: 3.00 m
Height: 1.50 m




BARBADOS

Length: 5.00 m
Width: 2.80 m
Height: 1.35 m



Ease in using the pool, thanks to the simple design solutions!

Corner stairs on both ends allow two people to get into the pool without getting in each other way. This construction of those models give you more options when it comes to situating it in your garden.



JAWA
Length: 10.00 m
Width: 3.75 m
Height: 1.50 m



KING
Length: 9.00 m
Width: 3.75 m
Height: 1.50 m



BORNEO
Length: 8.00 m
Width: 3.75 m
Height: 1.50 m



HAITI
Length: 7.50 m
Width: 3.10 m
Height: 1.50 m



KRETA
Length: 7.00 m
Width: 3.10 m
Height: 1.50 m



MYKONOS
Length: 6.20m
Width: 3.75 m
Height: 1.50 m



KUBA
Length: 6.00 m
Width: 3.10 m
Height: 1.50 m



Elegant design guarantees many compliments from invited guests!

Pools for families with kids and for those who enjoy relaxed swimming.

We would like to present EGINA – pool is relatively shallow. Teneryfa, Korsyka, Itaka – the widest and the longest pools in our model range in which two people can swim alongside! Installing the counter current will allow you to organise the swimming or diving contests. The whole family and your friends can enjoy splashing in the pool when sitting on the anti slippery stairs!

What makes those pools so unique? In each corner we designed steps that can be used for sitting or getting out of the pool in a safe way.



ITAKA

Length: 10.00 m
Width: 3.70 m
Height: 1.55 m



KORSYKA

Length: 9.00 m
Width: 3.70 m
Height: 1.55 m



TENERYFA

Length: 7.00 m
Width: 3.50 m
Height: 1.55 m



EGINA

Length: 5.00 m
Width: 2.70 m
Height: 1.30 m



Minimalism and comfort - timeless harmony

Pools with a modern, minimalist design.

A large area for swimming and relaxation is ideal for both adults and children.

Miami model is characterized by an integrated technical system, which makes it an ideal choice for people who value comfort and modern solutions.



FIJI NEW

Length: 8,40 m
Width: 3.10 m
Height: 1.50 m



MIAMI ALL IN ONE NEW

Length: 6,30 m
Width: 3.10 m
Height: 1.50 m



TINOS

Length: 6,30 m
Width: 3.10 m
Height: 1.50 m



Designed to meet all your expectations and needs!

We would like to introduce new yet classic models with Roman style stairs. Elegant staircase shape will add a modern look to your garden.

These models are perfect for small size gardens, but still, the pool can fit in many people.

Thanks to medium depth, e.g. DOMINIKANA model is perfect for teenagers or for medium height people. All pools have non-slipping, certified stairs that ensure maximum safety.



KOS

Length: 8.40 m
Width: 3.20 m
Height: 1.55 m



DOMINIKANA

Length: 8.10 m
Width: 3.20 m
Height: 1.40 m



SANTORYNA

Length: 7.90 m
Width: 3.20 m
Height: 1.55 m



IKARIA

Length: 7.40 m
Width: 3.15 m
Height: 1.50 m



KALAMOS

Length: 6.90 m
Width: 3.20 m
Height: 1.55 m



KAPRI

Length: 6.40 m
Width: 3.15 m
Height: 1.50 m





The best pools for those with limited space

Our designers have worked on a range of pools that will be ideal for those with limited space in the garden.

The Ibiza II model is equipped with two seats from which relaxing adults can keep an eye on their bathing children.



IBIZA II

Length: 6.00 m
Width: 3.00 m
Height: 1.40 m



DELOS

Length: 4.80 m
Width: 2.50 m
Height: 1.20 m



Unique pool models with a container for the most luxurious slatted cover

Introducing the Okinawa and Swim Comfort pools consisting of a pool and a container with a built-in blind. These models are usually chosen by people who value practicality and aesthetics.

The biggest advantages:

SAFETY:

The slatted cover protects the pool from dirt and, more importantly, prevents children and pets from falling into the pool.

EFFICIENCY:

The slatted cover helps reduce water evaporation and heat loss, which allows energy savings of up to 90%. It keeps the pool clean and means savings.

AESTHETICS:

The container with a slatted cover has been designed in the same color as the pool, which allows to maintain a uniform aesthetic of the pool and garden. The color of the cover can be chosen from transparent, black, white, beige, gray and blue.

REMOTE CONTROL:

Additionally, you can control the cover using the remote control: by pressing the button you can discreetly hide the blind to use the pool.



SWIM COMFORT

Length: 8.80 m
Width: 3.50 m
Height: 1.50 m



OKINAWA

Length: 7.80 m
Width: 3.20 m
Height: 1.50 m





 **BASLUX**

Childhood
is the time
to have fun!



The best play time always was and will be splashing in the water!

Having the kids safety in mind we have created a series of small pools: comfortable slip-resistant stairs ensure easy coming-in, shallow depth adds youngsters confidence when splashing in the pool!

We recommend installing colorful lights so that children can use the pool safely. Adding non-compulsory equipment such as lightning will transform every evening into joyful time in the water.



POLUŠ

Length: 3.00 m
Width: 2.35 m
Height: 0.80 m



FILUŠ II

Length: 2.95 m
Height: 1.00 m




FILUŠ I


Length: 2.30 m
Height: 0.80 m



No matter where you are –
we will get there!


 **BASLUX**

Producer


 Poland, Milejowice
27 Cerekiewska Street
26-652 Zakrzew near Radom

 (+48) 48 385 89 66

 (+48) 48 385 89 67
 (+48) 883 008 200

 baslux@baslux.pl
biuro@baslux.pl







BASLUX

Distributor / Vertretung